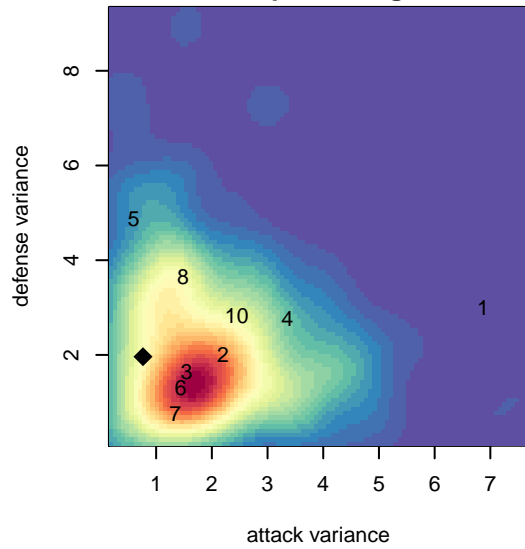
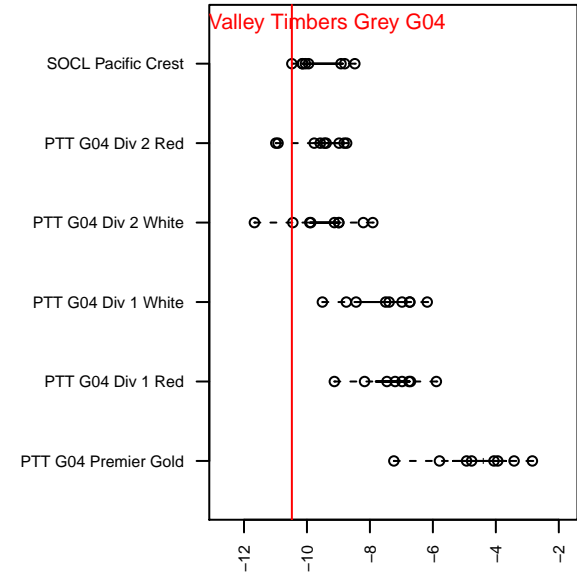
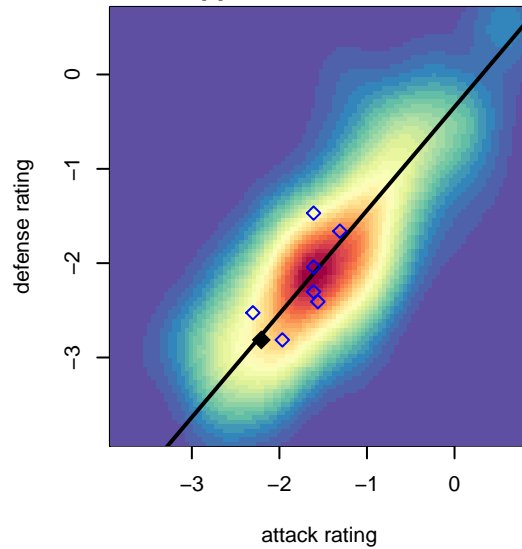


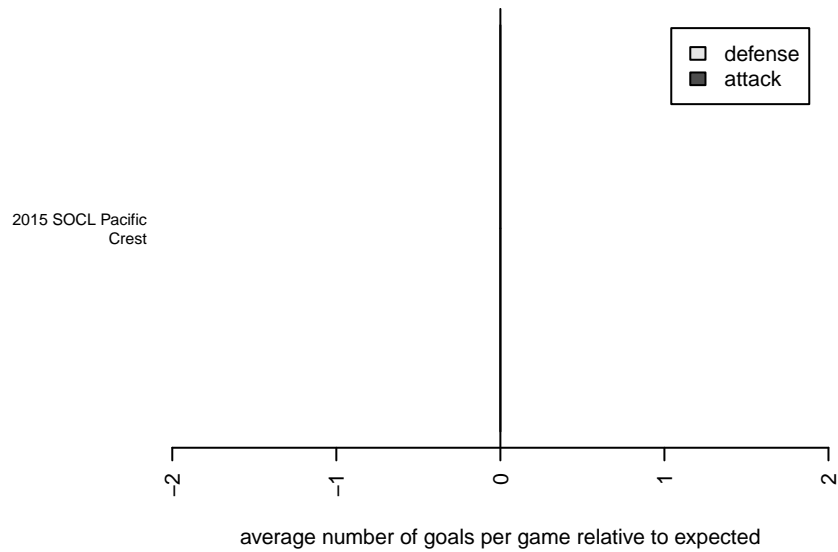
**attack and defense variance (black dot)
relative to other teams
and top 10 in region**



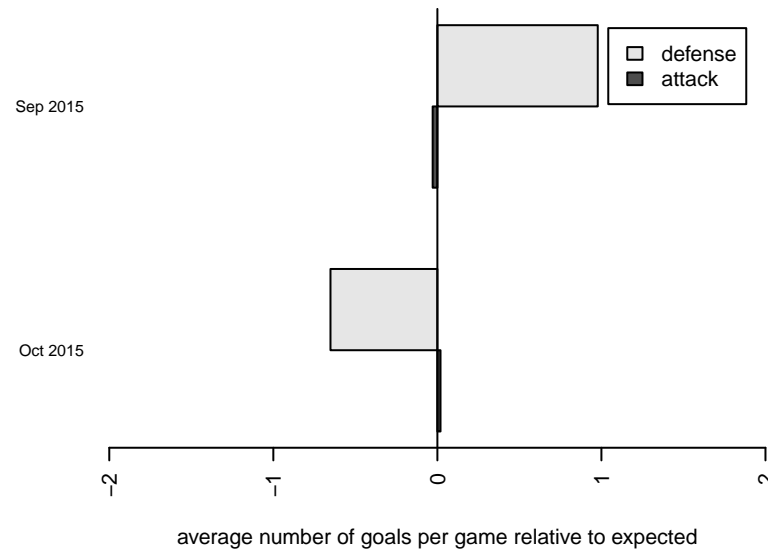
**attack and defense rating
relative to others at age
and all opponents in last 13 months**



Performance relative to 13 month average



Performance relative to 13 month average



date	home		away		venue	pred.home	pred.away
2015-10-25	Rogue Valley Timbers Red G04	3	Rogue Valley Timbers Grey G04	3	2015 SOCL Pacific Crest	2.26	1.71
2015-10-17	Rogue Valley Timbers Grey G04	0	Basin Utd Green Machine G04	3	2015 SOCL Pacific Crest	0.91	3.56
2015-10-11	Rogue Valley Timbers Grey G04	2	Basin Utd Surge G04	2	2015 SOCL Pacific Crest	1.37	1.78
2015-10-10	Basin Utd Green Machine G04	5	Rogue Valley Timbers Grey G04	0	2015 SOCL Pacific Crest	3.56	0.91
2015-10-04	Ashland SC Sparks G03	6	Rogue Valley Timbers Grey G04	1	2015 SOCL Pacific Crest	3.46	0.49
2015-10-03	Rogue Valley Timbers Grey G04	0	Ashland SC Sparks G03	3	2015 SOCL Pacific Crest	0.49	3.46
2015-09-26	Ashland SC Crossfire G03	5	Rogue Valley Timbers Grey G04	1	2015 SOCL Pacific Crest	4.72	0.57
2015-09-20	Rogue Valley Timbers Grey G04	1	Grants Pass YSC Chaos White G04	2	2015 SOCL Pacific Crest	1.12	3.38
2015-09-13	Rogue Valley Timbers Grey G04	0	Grants Pass YSC Chaos Blue G04	1	2015 SOCL Pacific Crest	1.31	3.43
2015-09-12	Grants Pass YSC Chaos White G04	3	Rogue Valley Timbers Grey G04	2	2015 SOCL Pacific Crest	3.38	1.12